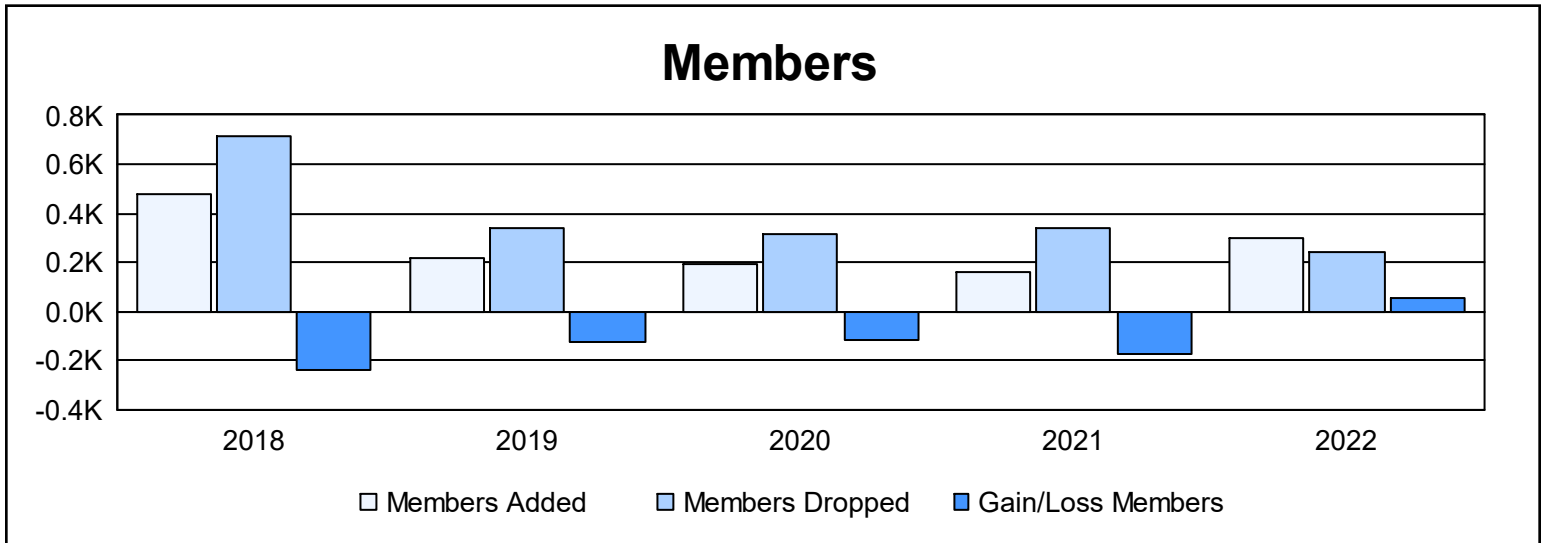
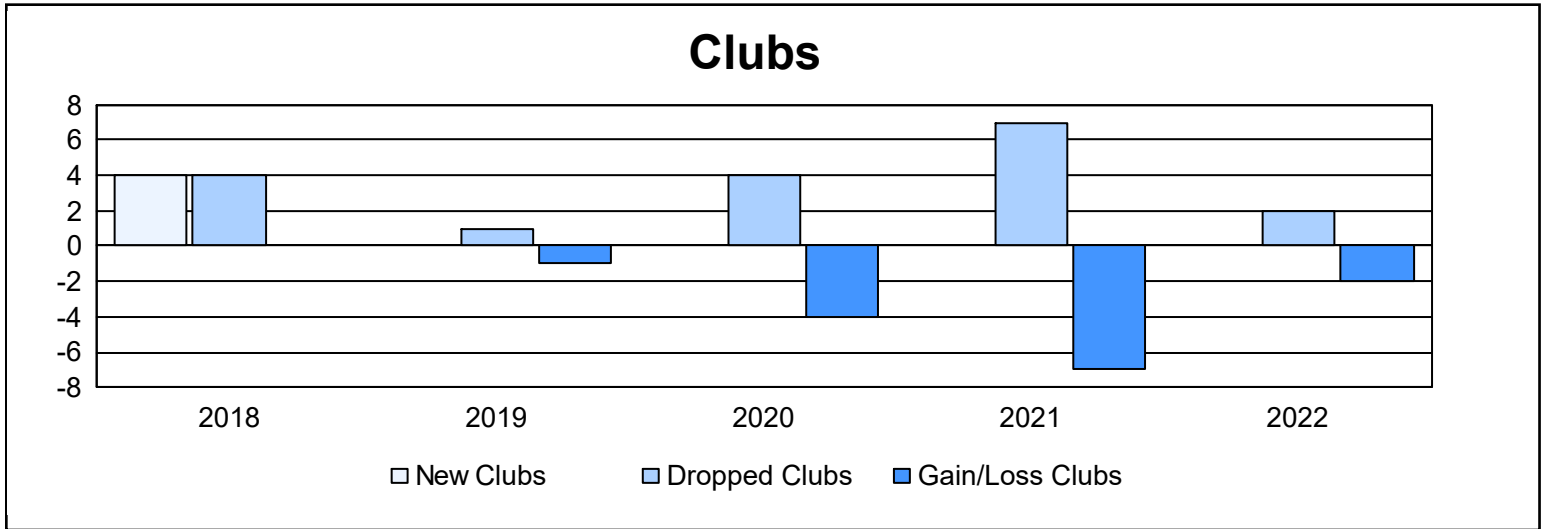
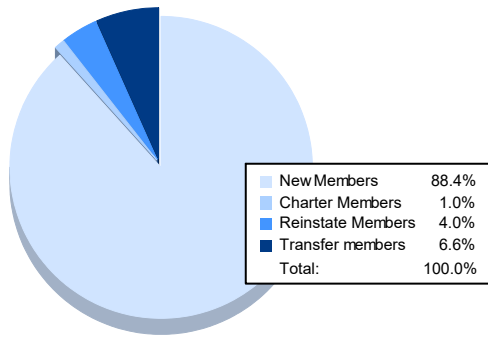


| Year           | New Clubs | Dropped Clubs | Gain/ Loss Clubs | New Members | Charter Members | Reinstate Members | Transfer Members | Total Member Added | Total Members Dropped | Gain/ Loss Members |
|----------------|-----------|---------------|------------------|-------------|-----------------|-------------------|------------------|--------------------|-----------------------|--------------------|
| 2017-2018      | 4         | 4             | 0                | 306         | 128             | 25                | 17               | 476                | 711                   | -235               |
| 2018-2019      | 0         | 1             | -1               | 188         | 8               | 11                | 8                | 215                | 336                   | -121               |
| 2019-2020      | 0         | 4             | -4               | 164         | 2               | 8                 | 22               | 196                | 313                   | -117               |
| 2020-2021      | 0         | 7             | -7               | 131         | 2               | 11                | 20               | 164                | 338                   | -174               |
| 2021-2022      | 0         | 2             | -2               | 267         | 3               | 12                | 20               | 302                | 244                   | 58                 |
| <b>Average</b> | <b>1</b>  | <b>4</b>      | <b>-3</b>        | <b>211</b>  | <b>29</b>       | <b>13</b>         | <b>17</b>        | <b>271</b>         | <b>388</b>            | <b>-118</b>        |



### Membership Composition June 2022 Cumulative



### Gender Composition June 2022 Cumulative

